



Richard Birk  
SS & EAR TRAINING I

## BC Survey - Results 2022 Fall (16-Week - 221S), SS & EAR TRAINING I

Dear Instructor,

Below are the 2022 Fall (16-Week - 221S) survey results for "SS & EAR TRAINING I".

The overall indicator is listed first.

The second part of the analysis lists the average values of all individual questions.

Comments are listed at the report's end.

If you have any further questions, please reach out to a member of PIER.

Best regards,

Robert Wood  
Assistant Research Analyst  
Brazosport College  
500 College Drive  
Lake Jackson, TX 77566  
(979)-230-3189  
robert.wood@brazosport.edu

Richard Birk  
2022 Fall (16-Week - 221S)  
SS & EAR TRAINING I (MUSI1116 01221S)  
No. of responses = 1



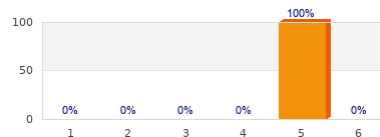
## Survey Results

### 3. Level of Agreeance:

|   |                   |  |     |                                |
|---|-------------------|--|-----|--------------------------------|
| 3.1) Instructions for course activities and assignments were clear.   | strongly disagree | <p>Bar chart showing 100% agreement at level 5. The x-axis represents levels 1 to 6, and the y-axis represents percentage from 0 to 100. The bar for level 5 is orange and reaches 100%.</p> | N/A | n=1<br>av.=5<br>md=5<br>dev.=0 |
| 3.2) The workload in this course was well distributed throughout the term.  | strongly disagree | <p>Bar chart showing 100% agreement at level 5. The x-axis represents levels 1 to 6, and the y-axis represents percentage from 0 to 100. The bar for level 5 is orange and reaches 100%.</p> | N/A | n=1<br>av.=5<br>md=5<br>dev.=0 |
| 3.3) The course was delivered as outlined in the syllabus.  | strongly disagree | <p>Bar chart showing 100% agreement at level 5. The x-axis represents levels 1 to 6, and the y-axis represents percentage from 0 to 100. The bar for level 5 is orange and reaches 100%.</p> | N/A | n=1<br>av.=5<br>md=5<br>dev.=0 |
| 3.4) Assessments/exams were based on material covered in assignments, readings, lectures, videos, group activities, etc.  | strongly disagree | <p>Bar chart showing 100% agreement at level 5. The x-axis represents levels 1 to 6, and the y-axis represents percentage from 0 to 100. The bar for level 5 is orange and reaches 100%.</p> | N/A | n=1<br>av.=5<br>md=5<br>dev.=0 |
| 3.5) The instructor made learning relevant to my field of study, career, or degree.   | strongly disagree | <p>Bar chart showing 100% agreement at level 5. The x-axis represents levels 1 to 6, and the y-axis represents percentage from 0 to 100. The bar for level 5 is orange and reaches 100%.</p> | N/A | n=1<br>av.=5<br>md=5<br>dev.=0 |
| 3.6) The instructor used a variety of instructional methods (examples: group discussions, student presentations, student activities, lab activities, online discussions, video assignments, case studies, etc.) | strongly disagree | <p>Bar chart showing 100% agreement at level 5. The x-axis represents levels 1 to 6, and the y-axis represents percentage from 0 to 100. The bar for level 5 is orange and reaches 100%.</p> | N/A | n=1<br>av.=5<br>md=5<br>dev.=0 |
| 3.7) The instructor provided timely feedback on my assignments.   | strongly disagree | <p>Bar chart showing 100% agreement at level 5. The x-axis represents levels 1 to 6, and the y-axis represents percentage from 0 to 100. The bar for level 5 is orange and reaches 100%.</p> | N/A | n=1<br>av.=5<br>md=5<br>dev.=0 |
| 3.8) The instructor exhibited professional behavior, treated students respectfully, and used appropriate language during class.   | strongly disagree | <p>Bar chart showing 100% agreement at level 5. The x-axis represents levels 1 to 6, and the y-axis represents percentage from 0 to 100. The bar for level 5 is orange and reaches 100%.</p> | N/A | n=1<br>av.=5<br>md=5<br>dev.=0 |

3.9) The instructor provided grades within the stated timeframe.

strongly disagree

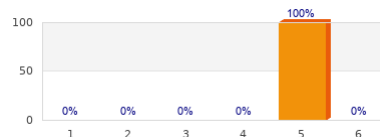


N/A

n=1  
av.=5  
md=5  
dev.=0

3.10) The instructor was accessible to answer questions and explain material outside of class according to office hours.

strongly disagree



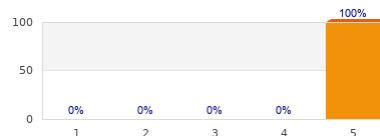
N/A

n=1  
av.=5  
md=5  
dev.=0

#### 4. Overall Satisfaction With This Course:

4.1) Please rate your overall satisfaction with the learning experience in this course.

Very Dissatisfied



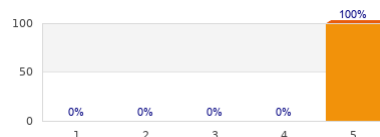
Very Satisfied

n=1  
av.=5  
md=5  
dev.=0

#### 5. Course Recommendation:

5.1) How likely are you to recommend this course with this instructor to a friend?

Very Unlikely



Very Likely

n=1  
av.=5  
md=5  
dev.=0

#### 7. Student Demographics:

7.1) How many credits have you completed toward your degree or certificate?

0 - 30 completed credits  100%

31 - 60 completed credits  0%

61 - 90 completed credits  0%

91 + completed credits  0%

n=1

7.2) This course is instructed as:

a face-to-face course  100%

a hybrid/blended course (a combination of face-to-face and online instruction)  0%

an online synchronous (students are required to participate online at a specific time)  0%

an online asynchronous (students view course materials at any time)  0%

n=1

7.3) This term I am currently enrolled in:

5 or less credit hours  0%


6 - 8 credit hours  0%

9 - 11 credit hours  0%


12 or more credit hours  100%

n=1

7.4) My current major is:



7.5) I am currently a high school student taking college courses.



## Comments Report

---

### 6. Open Response:

<sup>6.1)</sup> What are the strengths of this course?

- Clear explanation of lesson material, & communication.

<sup>6.2)</sup> What changes would you recommend that would improve this course?

- N/A

<sup>6.3)</sup> Any further, constructive comments?

- One of the best classes I'm enrolled in.